



HTX & SXHT Series Hydronic Expansion Tanks


Specifications

Dimensions and Capacities

Model	Capacity Gallons	Maximum Acceptance Volume	System Connection	Dimensions (inches)		
				Diameter	Height	Weight (lbs)
HTX 15	2.1	1.0	1/2" MNPT	8.0	12.5	5.5
HTX 30	4.5	2.5	1/2" MNPT	11.0	14.0	10.0
HTX 60	6.0	3.0	1/2" MNPT	11.4	17.2	11.5
HTX 90	15.0	6.0	3/4" MNPT	16.0	20.8	28.0
SXHT 30	15.0	6.0	1" FNPT	16.0	21.7	32.0
SXHT 40	20.0	8.0	1" FNPT	16.0	28.8	39.0
SXHT 60	33.0	13.3	1" FNPT	16.0	42.8	57.0
SXHT 90	44.0	17.7	1 1/4" FNPT	21.0	36.2	72.0
SXHT 110	62.0	24.9	1 1/4" FNPT	21.0	47.9	112.0
SXHT 160	81.0	32.6	1 1/4" FNPT	21.0	62.0	123.0

HTX Series

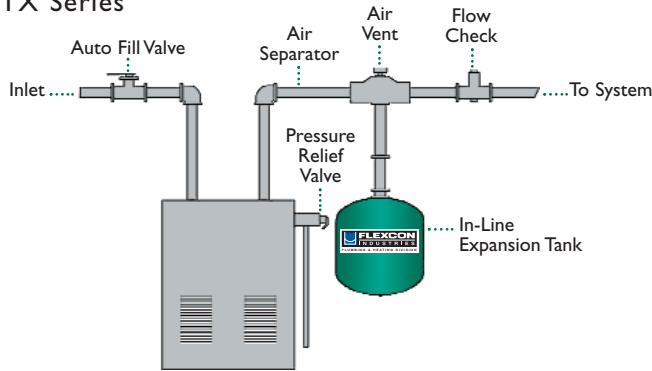
SXHT Series



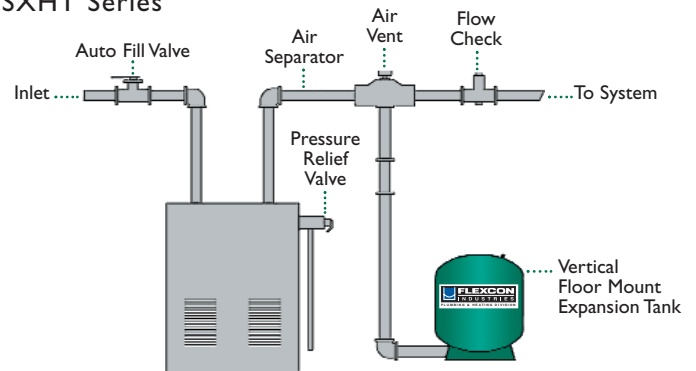
Maximum Working Pressure 100 PSI • Factory Pre-Charge 12 PSI • Maximum working Temperature 220°F

Typical Installations

HTX Series



SXHT Series



Quick Sizing Guide

Boiler Output 1000's BTUH	Finned Tube Baseboard (Copper)	Type of Radiation		
		Convectors & Unit Htrs	Cast Iron	
			Radiators	Baseboard
25	HTX 15	HTX 15	HTX 15	HTX 15
50	HTX 15	HTX 30	HTX 30	HTX 30
75	HTX 30	HTX 30	HTX 60	HTX 60
100	HTX 30	HTX 30	HTX 60	HTX 60
125	HTX 30	HTX 60	HTX 60	HTX 60
150	HTX 30	HTX 60	HTX 90	HTX 90
175	HTX 60	HTX 60	HTX 90	HTX 90
200	HTX 60	HTX 60	HTX 90	HTX 90
250	SXHT 30	SXHT 30	SXHT 40	SXHT 30
300	SXHT 30	SXHT 40	SXHT 40	SXHT 30
350	SXHT 30	SXHT 40	SXHT 60	SXHT 40
400	SXHT 30	SXHT 60	SXHT 90	SXHT 40
500	SXHT 40	SXHT 60	SXHT 90	SXHT 40
600	SXHT 40	SXHT 90	SXHT 90	SXHT 60
700	SXHT 60	SXHT 90	SXHT 90	SXHT 60
800	SXHT 60	SXHT 110	SXHT 110	SXHT 90
900	SXHT 60	SXHT 110	SXHT 110	SXHT 90
1000	SXHT 90	SXHT 110	SXHT 110	SXHT 90



Flexcon Industries
300 Pond Street
Randolph, Massachusetts 02368

For More Information
Call 1.781.986.2424
Fax 1.781.986.2029
www.flexconind.com