



OWNERS MANUAL - INSTALLATION INSTRUCTIONS

HIGH CAPACITY COMPOSITE TANK FWRO15/20/40/80 HIGH CAPACITY STEEL TANKS SSR015/20/35/40/80

Congratulations on your purchase of a Flexwave FWRO composite or SSRO steel RO tank. Please read and understand these instructions completely before attempting installation or service of the product. Retain this manual for future reference. Please pay particular attention to safety warnings on the product and throughout this manual.



WARNING
THIS IS A SAFETY ALERT SYMBOL. IT IS USED TO ALERT YOU TO POTENTIAL PERSONAL INJURY AND PROPERTY DAMAGE. REVIEW ALL GENERAL SAFETY AND PRODUCT INFORMATION INCLUDING THAT PROVIDED WITH THE TANK PRIOR TO INSTALLATION.



WARNING This product must be installed and serviced by a qualified professional.

WARNING This tank must be installed according to all local and national plumbing, well and electrical codes. Failure to do so will void the warranty and may be unsafe.

WARNING All tanks fail over time. This tank and the associated piping may over time corrode, deteriorate and leak. The installation must provide adequate means of drainage and be in a location where leaking or flooding will not cause property damage. **The manufacturer of this product does not accept liability for property damage that results from improper use, installation or operation of the tank or from failure to provide adequate drainage.**

WARNING This tank has been designed for water storage at the maximum pressure and temperature listed on the tank data label. Any installations that do or have the ability to exceed the listed ratings are **UNSAFE** and can cause serious bodily injury or death, flooding and property damage. **The manufacturer of this product does not accept liability for personal injury or death that results from improper use, installation, or operation of this tank.**

WARNING This tank must have an adequate means of pressure relief. A relief valve must be installed to prevent the pressure from exceeding the maximum working pressure listed on the tank data label. Please refer to local or national code requirements.

WARNING This product should be inspected annually by a qualified professional. If it shows any signs of leakage, corrosion or fatigue it should be replaced immediately.

WARNING Do not install this product in a location where it is subject to freezing temperatures. Any tank subjected to freezing temperatures must be replaced.

WARNING Protect this tank from exposure to a vacuum. If the possibility of a vacuum exists in the system, and adequately sized vacuum relief valve must be installed. Failure to do so will void the warranty.

DANGER Disconnect electrical power to the system before attempting to install, inspect or service this product. Failure to do so may result in serious bodily injury or death.

DANGER All of the manufacturer's products operate under pressure. Overpressurization can result in serious personal injury or death as well as serious damage to the tank and it's surroundings. Take necessary precautions to protect the tank, the environment it is in and those living and working around it.

CAUTION Stagnant water promotes the growth of bacteria. Potable water tanks must be drained if they are going to be left unused for extended periods of time.

CAUTION Avoid dropping the tank. Dropping can cause cracks in the fiberglass which can cause premature failure of the tank.

CAUTION Do not roll or slide side of tank on abrasive surfaces.



300 Pond St.
Randolph, MA 02368

www.flexconind.com

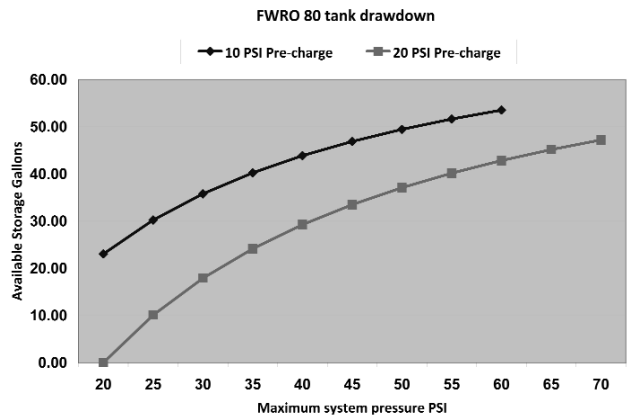
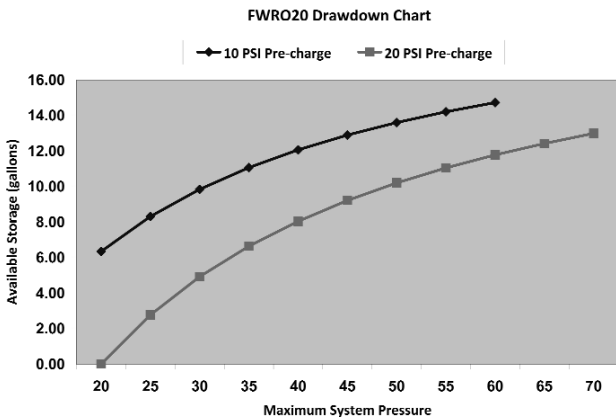
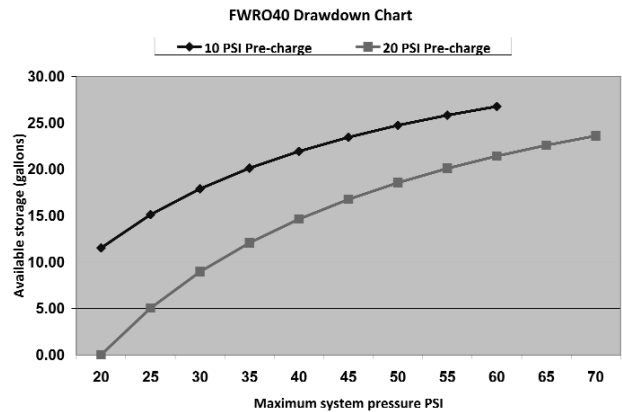
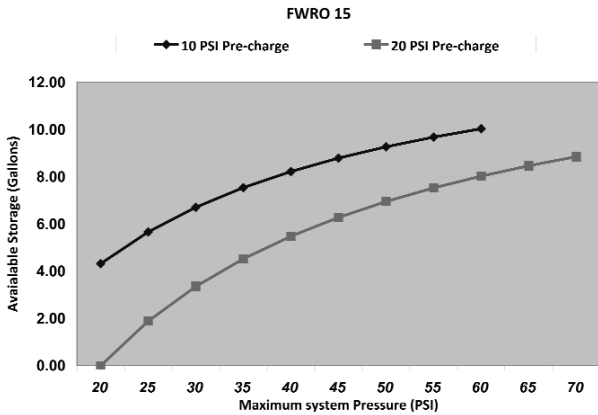
781.986.2424
Fax 781.986.2029



OWNERS MANUAL - INSTALLATION INSTRUCTIONS

HIGH CAPACITY COMPOSITE TANK FWRO 15/20/40/80

Always check the precharge of the tank prior to installation. If the pressure of the system is less than 60 psi, adjust the precharge to 10 PSI. If the line pressure is greater than 60 PSI, adjust the precharge pressure to 20 PSI. This is to insure that the diaphragm does not stretch.



Water Connection - 1" NPT on FWRO15/20
 1-1/4" on FWRO40/80

Maximum Operating pressure - 125 PSI

Maximum Operating Temperature - 140 F



300 Pond Street
 Randolph, MA 02368
 781-986-2424

www.flexconind.com

620.0047 rev. A