

Flexcon ASME Tanks



- ◆ **Hydro-Pneumatic - Fixed or replaceable bladder tank**
- ◆ **Thermal Expansion - Fixed or replaceable diaphragm tank**
- ◆ **Hydronic Expansion - Fixed or replaceable bladder tank**
- ◆ **Plain Steel Expansion tanks**

Whether it be a large irrigation job, commercial boiler or water heater, Flexcon has the ASME tank to meet the application. Made in the USA, these tanks comply to ASME VIII construction and feature an all butyl replaceable bladder or a non-replaceable butyl diaphragm.

Hydro-pneumatic well and water system tanks (WR) - The WR series of water system control tanks are designed for jobs that require higher pressures than our standard well tanks or larger drawdowns where space is an issue. Typical applications are for high pressure storage in community well systems, high rise booster applications and large irrigation systems.

Hydronic applications (SXHTC and SXHTCR) - Designed for commercial and industrial heating systems the replaceable bladder (SXHTCR) and the non-replaceable (SXHTC) tanks are designed for heating/cooling systems to absorb the expansion force resulting from the changes in temperature of the heating/cooling fluid. The captive air, separated by the butyl diaphragm/bladder prevents waterlogging.

Thermal Expansion applications (PHC and WHVC) - Specifically designed for potable water applications where building codes dictate the use of ASME VIII constructed tanks, our PHC (non-replaceable diaphragm) and WHVC (Replaceable bladder) absorb heated water as it expands preventing the system pressure from activating the relief valve.

Flexcon Industries
300 Pond Street
Randolph, MA 02368

Ph: 800-527-0030
Fax: 781-986-2029
Web: www.flexconind.com



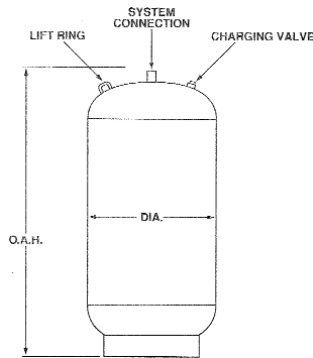
ASME/Non-ASME Hydro-Pneumatic Tanks

Big Tanks for Big Jobs

Flexcon offers a complete line of ASME/Non-ASME tanks for those larger jobs requiring higher pressures or larger draw-downs. Maximum pressures available in 125, 200, 250 PSI, and standard sizes from 15 gallons up to 528 gallons!*

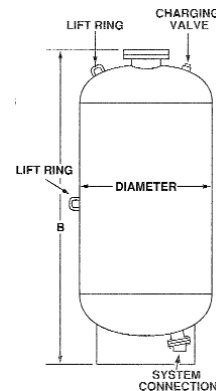
Applications from community wells, high-rise buildings, irrigation systems, car washes, and pressure boosting systems where space is an issue and building codes require ASME section VIII construction. Many of our models feature a replaceable heavy duty butyl bladder which separates the air cushion from the water and assures long term performance.

* Special orders on tanks up to 3,963 gallons



WR410 - WR450

- ◆ Community Well Systems
- ◆ High rise booster systems
- ◆ Car Washes
- ◆ Large Irrigation Systems
- ◆ Large drawdown applications
- ◆ High pressure applications



WR500 - WR570

Tank Specifications												
Model	Volume		Replaceable Bladder	Diameter		Height		System Connection		Weight		Max working pressure
	gal	ltr		in	cm	in	cm	in	mm	lbs	kg	
WR410-NC	15	57	NO	14"	35.6	27"	68.6	1"	25.4	64	29	200
WR420-NC	25	95	NO	14"	35.6	42"	106.7	1"	25.4	84	38	200
WR430-NC	35	133	NO	14"	35.6	57"	144.8	1"	25.4	97	44	200
WR440-NC	70	265	NO	24"	61	46"	116.9	1-1/2"	38.1	259	118	200
WR450-NC	90	340	NO	24"	61	52"	132.1	1-1/2"	38.1	283	129	200
WR500-NC	106	400	YES	30"	76.2	49"	124.5	1-1/2"	38.1	300	137	125
WR505-NC	132	500	YES	30"	76.2	57"	144.8	2"	50.8	330	150	125
WR510-NC	158	600	YES	30"	76.2	65"	165.1	2"	50.8	360	164	125
WR520-NC	211	800	YES	32"	81.3	76"	193.1	2"	50.8	475	216	125
WR530-NC	264	1000	YES	36"	91.5	87"	221	3"	76.2	735	334	125
WR540-NC	317	1200	YES	36"	91.5	98"	249	3"	76.2	745	339	125
WR550-NC	370	1400	YES	36"	91.5	111"	282	3"	76.2	900	409	125
WR560-NC	422	1600	YES	48"	122	84"	213	3"	76.2	1210	550	125
WR570-NC	528	2000	YES	48"	122	97"	246	3"	76.2	1305	593	125

Pressure ratings available: 125, 200, 250 PSI

Non-code tanks also available as a 150 PSI rated tank. Non code tanks are designated with a -NC

240F maximum temperature

Factory Pre-charge 30 PSI

Prime painted exterior finish

Flexcon Industries
300 Pond Street
Randolph, MA 02368

Ph: 800-527-0030
Fax: 781-986-2029
Web: www.flexconind.com



ASME Thermal Expansion Tanks

Heated water expands and more and more systems are now “closed systems” where the expanded water has no place to go and hot water pressures can get dangerously high setting off the pressure relief valve. Thermal expansion tanks allow the expanded water to be safely stored in a tank keeping the pressure of the system at a safe level.

Flexcon has two lines of thermal expansion tanks, the PH and the WHV to suite your needs. The PH has a non-replaceable diaphragm in it and is more cost competitive than the WHV, which features a replaceable butyl bladder. We offer sizes from 3.5 gallons to 528 gallons to handle even the largest commercial or industrial hot water applications.

Tank Specifications													
Model	Flexcon Model	Volume		Replaceable Bladder	Diameter		Height		System Connection		Weight		Max. Pressure
		Gals	Liters		In	Cm	In	Cm	In	Cm	lbs	kgs	
FTTA-5	PH5-C	3.5	13	NO	10"	25	14"	35.54	3/4"	1.9	22	10	150
FTTA-12	PH12-C	5	18	NO	12"	30.48	14"	35.56	3/4"	1.9	28	12.7	150
FTTA-20	PH25-C	8	30	NO	12"	30.48	20"	50.8	3/4"	1.9	34	15.5	150
FTTA-30	PH30-C	15	56	NO	14"	35.56	27"	68.58	3/4"	1.9	64	29	150
FTTA-42	PH42-C	22	82	NO	16"	40.64	32"	81.28	1"	2.54	88	40	150
FTTA-60	PH60-C	26	97	NO	16"	40.64	34"	86.36	1"	2.54	93	42.3	150
FTTA-80	PH80-C	35	130	NO	16"	40.64	45"	114.3	1"	2.54	109	49.5	150
FTTA-100	PH100-C	45	169	NO	20"	50.8	38"	96.52	1"	2.54	148	67.3	150
FTTA-125	PH125-C	60	225	NO	20"	50.8	49"	124.46	1"	2.54	175	79.5	150
FTTA-160	PH160-C	70	262	NO	24"	60.96	46"	116.84	1"	2.54	259	117.7	150
FTTA-180	PH180-C	80	300	NO	24"	60.96	49"	124.46	1"	2.54	268	122	150
FTTA-80	PH80-C	35	130	NO	16"	40.64	45"	114.3	1"	2.54	109	49.5	150
FTTA-100	PH100-C	45	169	NO	20"	50.8	38"	96.52	1"	2.54	148	67.3	150
FTTA-125	PH125-C	60	225	NO	20"	50.8	49"	124.46	1"	2.54	175	79.5	150
FTTA-160	PH160-C	70	262	NO	24"	60.96	46"	116.84	1"	2.54	259	117.7	150
FTTA-180	PH180-C	80	300	NO	24"	60.96	49"	124.46	1"	2.54	268	122	150
FTTA-210	PH210-C	90	337	NO	24"	60.96	52"	132.08	1"	2.54	283	128.6	150



PH5-C
PH12-C

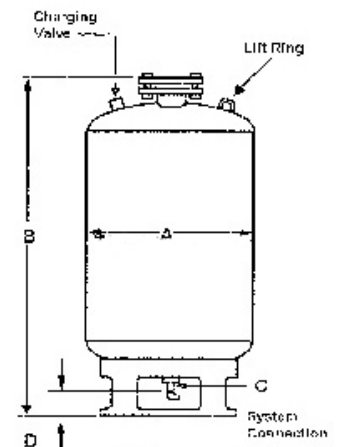


PH25-C thru
PH210-C

Carbon steel tank with prime painted exterior finish
Stainless Steel system connection
Heavy duty FDA approved butyl bladder
Maximum design pressure 150 PSI
Maximum design temperature: 240 F

Tank Specifications															
Model	Flexcon Model	Volume		Acceptance		A		B		C		D		Weight	
		Gal	Liter	Gal	Liter	(in.)	(mm)	(in.)	(mm)	(in.)	(mm)	(in.)	(mm)	(Lbs.)	(kg.)
FTXA 85	WHV 85-C	23	85	23	85	16	406	37	940	1	25	5 1/4	133	90	41
FTXA 130	WHV-130-C	35	130	35	130	20	508	37	940	1	25	5 1/4	133	132	60
FTXA 200	WHV-200-C	53	200	53	200	24	610	45	1143	1 1/2	38	5 1/4	133	220	100
FTXA 300	WHV-300-C	80	300	80	300	24	610	58	1473	1 1/2	38	5 1/4	133	236	107
FTXA 400	WHV-400-C	106	400	106	400	30	762	50	1270	1 1/2	38	5 1/4	133	315	143
FTXA 500	WHV-500-C	132	500	132	500	30	762	56	1422	2	61	4 3/4	121	347	158
FTXA 600	WNV-600-C	158	600	158	600	30	762	68	1727	2	61	4 3/4	121	378	172
FTXA 800L	WHV-800-C	211	800	211	800	32	813	76	1930	2	61	4 3/4	121	503	228
FTXA 1000	WHV-1000-C	264	1000	264	1000	36	914	85	2159	3	76	8	203	796	361

Carbon steel tank with prime painted exterior finish
Stainless Steel system connection
Heavy duty FDA approved butyl bladder
Maximum design pressure 150 PSI
Maximum design temperature: 240 F



Flexcon Industries
300 Pond Street
Randolph, MA 02368

Ph: 800-527-0030
Fax: 781-986-2029
Web: www.flexconind.com



ASME Plain Steel Expansion Tanks

Flexcon Plain steel ASME expansion tanks, available in sizes from 15 to 525 gallons are designed to absorb the expansion forces and control the pressure in heating/cooling systems.

- ◆ Gauge glass opening in head
- ◆ Saddles available for horizontal mounting
- ◆ Base ring for vertical warehousing and storage.

Tank Specifications													
Model	Flexcon Model	Volume		Replaceable Bladder	Diameter		Height		System Connection		Weight		Max pressure
		gal.	ltr		in	cm	in	cm	in	mm	lbs	kg	
F12NA33	FXPS1233	15	57	No	12	30.5	33	84	1"	25.4	44	20	150
F12NA51	FXPS1251	24	91	No	12	30.5	51	130	1"	25.4	62	29	150
F14NA48	FXPS1448	30	114	No	14	35.6	48	122	1"	25.4	72	33	150
F14NA63	FXPS1463	40	152	No	14	35.6	63	160	1"	25.4	92	42	150
F16NA72	FXPS1463	60	227	No	16	40.7	72	183	1"	25.4	120	55	150
F20NA62	FXPS1672	80	303	No	20	51	62	158	1"	25.4	136	62	125
F20NA78	FXPS2078	100	378	No	20	51	78	199	1"	25.4	168	77	125
F24NA65	FXPS2465	120	454	No	24	61	65	166	1"	25.4	218	100	125
F24NA72	FXPS2472	135	511	No	24	61	72	183	1"	25.4	238	109	125
F30NA62	FXPS3062	175	662	No	30	76.2	62	158	1-1/2"	38.1	338	154	125
F30NA77	FXPS3077	220	832	No	30	76.2	77	196	1-1/2"	38.1	368	168	125
F30NA84	FXPS3084	240	908	No	30	76.2	84	214	1-1/2"	38.1	394	180	125
F30NA105	FXPS30105	305	1153	No	30	76.2	105	267	1-1/2"	38.1	486	221	125
F36NA72	FXPS3672	295	1116	No	36	91.5	72	183	1-1/2"	38.1	502	229	125
F36NA93	FXPS3693	400	1512	No	36	91.5	93	237	1-1/2"	38.1	645	294	125
F36NA120	FXPS36120	505	1910	No	36	91.5	120	305	1-1/2"	38.1	810	369	125
F42NA96	FXPS4296	525	1985	No	42	106.7	96	294	2"	50.8	895	407	125

Shell and heads made of Carbon Steel

Maximum Design Temperature: 450 F

Maximum Design Pressure:

Models F12NA33 to F16NA72 150 PSI

Models F20NA62 to F42NA96 125 PSI

Flexcon Industries
300 Pond Street
Randolph, MA 02368

Ph: 800-527-0030
Fax: 781-986-2029
Web: www.flexconind.com



ASME Hydronic Tanks

Flexcon **SXHTR** and **SXHTRC** expansion tanks are designed for use in Hydronic heating/cooling systems to absorb the expansion force resulting from the changes in temperature of the heating/cooling fluid. Built to ASME Section VIII standards, these tanks are designed for use with large commercial and industrial heating systems.

SXHTRC - These tanks feature a replaceable bladder and are available in sizes from 10 to 660 gallons. Bladder design assures that water never touches the steel tank and eliminates corrosion. These precharged tanks allows for space savings over non-bladder tanks, and eliminates absorption of air into the system.

SXHTR - These are fixed diaphragm type precharged expansion tanks, sizes from 7.8 to 140 gallons. More competitively priced but still provides the quality you would expect from Flexcon.

Tank Specifications													
Model	Flexcon Model	Volume		Replaceable Bladder	Diameter		Height		System Connection		Weight		Max working pressure
		gal.	ltrs.		in	cm	in	cm	in	mm	lbs	kgs	
FNLA-35	SXHT35CR	10	38	YES	12	30.5	25	63.5	3/4"	19.04	40	18.2	125
FNLA-50	SXHT50CR	13	49	YES	14	33	25	63.5	3/4"	19.04	50	22.7	125
FNLA-85	SXHT85CR	23	86	YES	16	40.6	37	94	1"	25.4	90	40.9	125
FNLA-130	SXHT130CR	35	131	YES	20	50.8	37	94	1"	25.4	125	56.7	125
FNLA-200	SXHT200CR	53	200	YES	24	61	43	109.25	1-1/2"	38.1	210	95.25	125
FNLA-300	SXHT300CR	79	300	YES	30	76.2	55	139.7	1-1/2"	38.1	225	102.1	125
FNLA-400	SXHT400CR	106	401	YES	30	76.2	49	124.5	1-1/2"	38.1	300	136.1	125
FNLA-500	SXHT500CR	132	500	YES	30	76.2	57	144.8	1-1/2"	38.1	335	152	125
FNLA-600	SXHT600CR	158	598	YES	30	76.2	65	165.1	1-1/2"	38.1	360	163.3	125
FNLA-800	SXHT800CR	211	800	YES	32	81.3	76	193.1	1-1/2"	38.1	475	215.5	125
FNLA-1000	SXHT1000CR	264	1000	YES	36	91.5	74	188	1-1/2"	38.1	710	322	125
3FNLA-400	SXHT400CR	106	401	YES	30	76.2	49	124.5	1-1/2"	38.1	300	136.1	125
FNLA-500	SXHT500CR	132	500	YES	30	76.2	57	144.8	1-1/2"	38.1	335	152	125
FNLA-600	SXHT600CR	158	598	YES	30	76.2	65	165.1	1-1/2"	38.1	360	163.3	125
FNLA-800	SXHT800CR	211	800	YES	32	81.3	76	193.1	1-1/2"	38.1	475	215.5	125
FNLA-1000	SXHT1000CR	264	1000	YES	36	91.5	74	188	1-1/2"	38.1	710	322	125
FNLA-1200	SXHT1200CR	317	1200	YES	36	91.5	86	218.5	1-1/2"	38.1	720	326.6	125
FNLA-1400	SXHT1400CR	370	1400	YES	36	91.5	99	251.5	1-1/2"	38.1	875	397	125
FNLA-1600	SXHT1600CR	422	1600	YES	48	122	72	182.9	1-1/2"	38.1	1100	499	125
FNLA-2000	SXHT2000CR	528	2000	YES	48	122	85	216	1-1/2"	38.1	1280	580.6	125
FNLA-2500	SXHT2500CR	660	2500	YES	48	122	102	259.1	2"	50.8	1435	651	125

- ◆ ASME Section VIII construction
- ◆ Replaceable butyl bladder
- ◆ 125 PSI maximum operating pressure
- ◆ 240 f maximum temperature
- ◆ factory precharge 12 PSI
- ◆ Prime painted exterior finish

Tank Specifications													
Model	Flexcon Model	Volume		Replaceable Bladder	Diameter		Height		System Connection		Weight		Max working pressure
		gal	ltr		in	cm	in	cm	in	mm	lbs	kg	
FNTA-15	HTX60-C	7.8	30	NO	12	30.5	19	48.3	3/4"	19.04	42	19.1	150
FNTA-20	HTX90-C	11	42	NO	12	30.5	26	66	3/4"	19.04	52	23.7	150
FNTA-40	SXHT40-C	25	94.5	NO	14	35.6	42	106.7	1"	25.4	84	38.2	150
FNTA-60	SXHT60-C	35	132.3	NO	14	35.6	57	144.8	1"	25.4	97	44.1	150
FNTA-80	SXHT90-C	45	170	NO	20	50.8	38	96.5	1"	25.4	148	67.3	125
FNTA-100	SXHT110-C	60	226.8	NO	20	50.8	49	124.5	1"	25.4	175	79.6	125
FNTA-120	SXHT140-C	70	265	NO	24	61	46	117	1-1/2"	38.1	259	117.8	125
FNTA-144	SXHT160-C	80	302	NO	24	61	49	124.5	1-1/2"	38.1	268	122	125
FNTA-180	SXHT180-C	90	340	NO	24	61	52	132.1	1-1/2"	38.1	283	128.7	125
FNTA-200	SXHT210-C	115	435	NO	24	61	66	168	1-1/2"	38.1	325	147.8	125
FNTA-240	SXHT250-C	140	529	NO	24	61	78	198.2	1-1/2"	38.1	362	164.6	125

- ◆ ASME Section VIII construction
- ◆ Heavy Duty Butyl Diaphragm
- ◆ 125 PSI maximum operating pressure
- ◆ 240 f maximum temperature
- ◆ Factory precharge 12 PSI
- ◆ Prime painted exterior finish

Flexcon Industries
300 Pond Street
Randolph, MA 02368

Ph: 800-527-0030
Fax: 781-986-2029
Web: www.flexconind.com



ASME Hydronic Tanks

Flexcon's HTC series tanks are for heating/cooling systems and have replaceable diaphragms. The 40 and 60 do not have bases. All tanks use Heavy duty Butyl diaphragms and are designed to handle a maximum pressure of 125 psi and 240F. These tanks have a top outlet.

Model	Flexcon Model	Volume		Replace-able Bladder	Diameter		Height		System Connection		Weight		Max working pressure
		gal.	ltrs.		in	cms	in	cms	in	mm	lbs	kgs	
FNLAP40	HT40CR	11	40	YES	12	30.5	26.5	67.4	3/4"	19.04	42	19	125
FNLAP60	HT60CR	15	60	YES	14	35.6	26.1	66.3	3/4"	19.04	52	24	125
FNLAP100	HT100CR	25	100	YES	16	40.7	32.1	81.6	1"	25.4	77	35	125
FNLAP150	HT150CR	39	150	YES	16	40.7	48.5	123.2	1"	25.4	115	53	125
FNLAP220	HT220CR	58	220	YES	20	51	48.5	123.2	1-1/2"	38.1	170	78	125
FNLAP325	HT325CR	85	325	YES	24	51	50.5	128.3	1-1/2"	38.1	225	103	125
FNLAP400	HT400CR	204	400	YES	24	51	57.5	146.1	1-1/2"	38.1	250	114	125
FNLAP560	HT560CR	147	560	YES	30	76.2	53	134.7	1-1/2"	38.1	325	148	125
FNLAP600	HT600CR	158	600	YES	30	76.2	58	147.4	1-1/2"	38.1	350	160	125
FNLAP700	HT700CR	185	700	YES	30	76.2	66	167.7	1-1/2"	38.1	400	182	125
FNLAP815	HT815CR	215	815	YES	36	91.5	58	147.4	1-1/2"	38.1	475	216	125
FNLAP950	HT950CR	250	950	YES	36	91.5	66	167.7	1-1/2"	38.1	540	245	125
FNLAP1100	HT1100CR	290	1100	YES	36	91.5	75	190.5	1-1/2"	38.1	625	285	125

- ◆ ASME Section VIII construction
- ◆ 125 PSI maximum operating pressure
- ◆ 240 f maximum temperature
- ◆ factory precharge 12 PSI
- ◆ Prime painted exterior finish

Flexcon Industries
300 Pond Street
Randolph, MA 02368

Ph: 800-527-0030
Fax: 781-986-2029
Web: www.flexconind.com

